

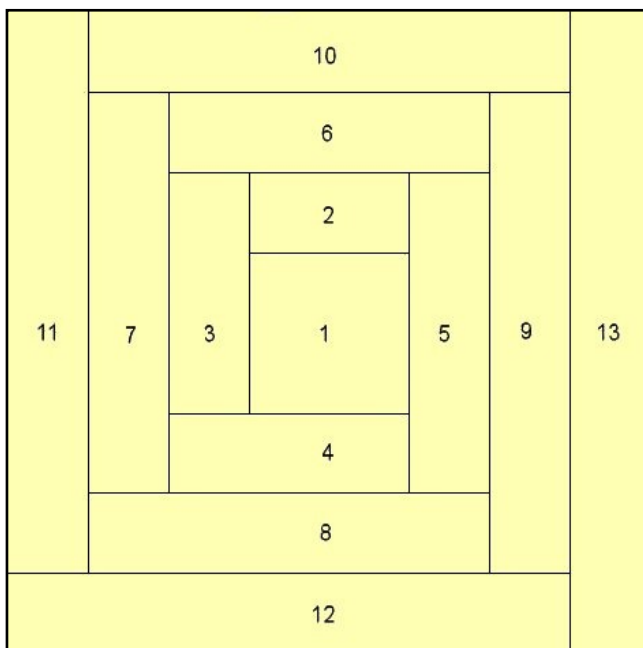

## Log Cabin

Note that this template must be printed at 200% scale, to produce a 12" block

JULY

The foundation pattern should be printed at 200%. It is too large for a single sheet, so will be printed across four A4 pages.

Cut these and stick together to get the complete pattern. You can either use this or copy onto paper to make your block.



This month there are no instructions.

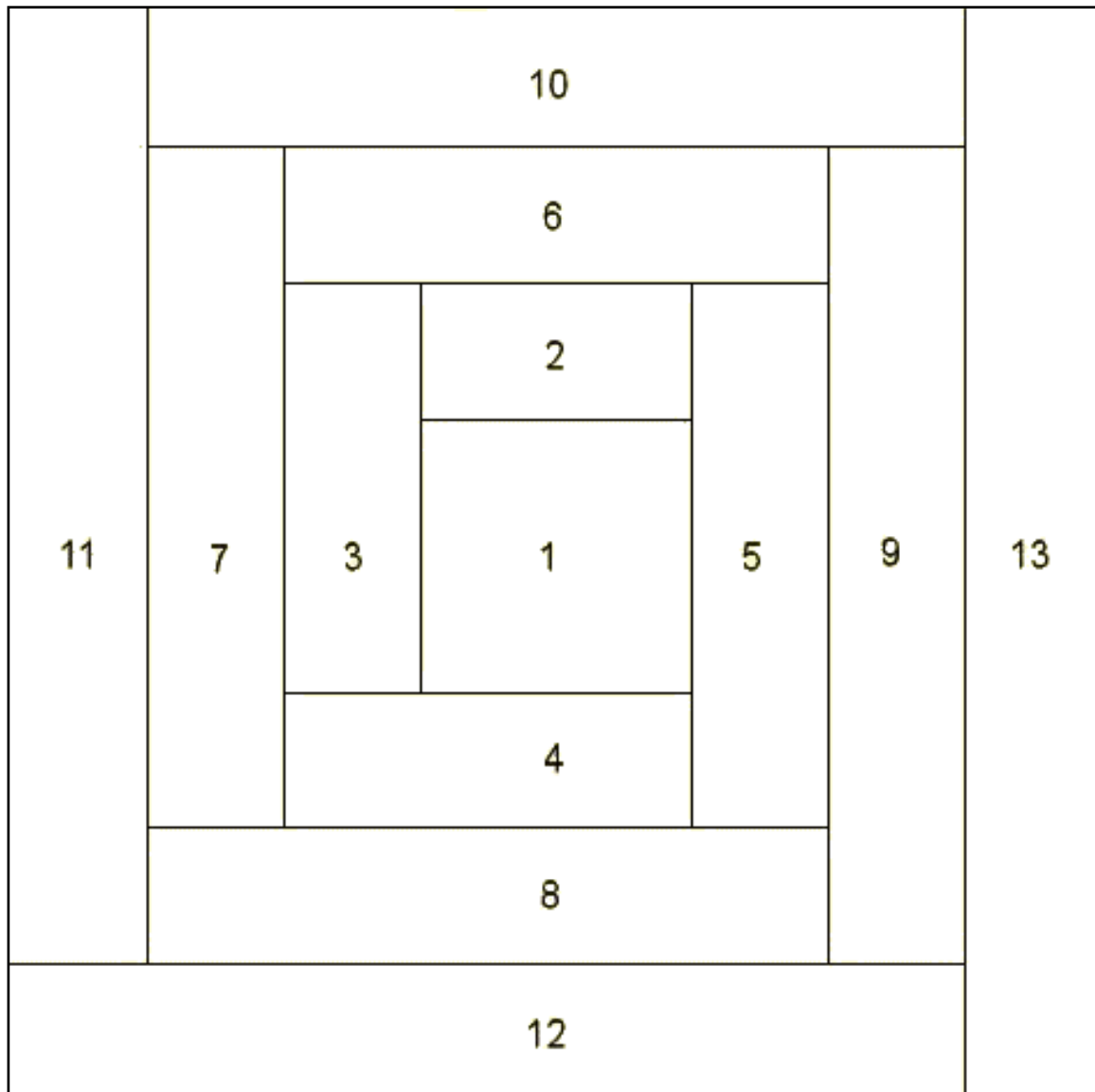
You can choose the number of fabrics you want to use.

Always consult the diagram and remember to attach your fabric pieces in order.

A  $\frac{1}{4}$ " seam allowance must be added to the pattern.

# THIS TEMPLATE MUST BE PRINTED AT 200% SCALE

The template is 6" square. Printing at 200% will give you the required 12" square.  
Note that this is too large for a single sheet of A4 paper - so will print across four sheets!



Remember to ADD  $\frac{1}{4}$  inch seam allowance.

## Log Cabin Template